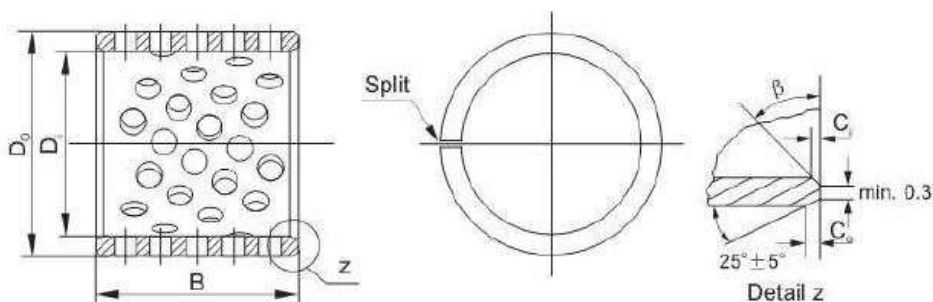


Bucha Cilíndrica THEC-090 em milímetros

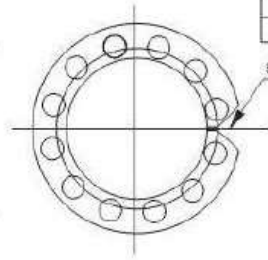
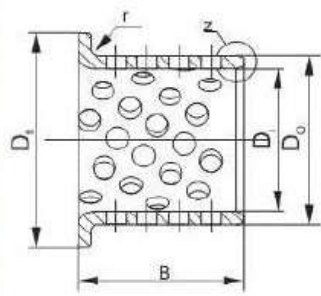


ID and OD chamfers

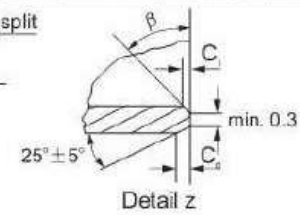
S_3	C_o	C_i	β	S_3	C_o	C_i	β
0.75	0.5 ± 0.3	0.25 ± 0.2	$35^\circ \pm 5^\circ$	2.00	1.2 ± 0.4	0.50 ± 0.3	$35^\circ \pm 5^\circ$
1.00	0.6 ± 0.3	0.30 ± 0.2	$35^\circ \pm 5^\circ$	2.50	1.8 ± 0.6	0.60 ± 0.3	$45^\circ \pm 5^\circ$
1.50	0.7 ± 0.3	0.50 ± 0.3	$35^\circ \pm 5^\circ$				

Di (mm)	Do (mm)	B (mm)													
		0 / -0.40													
		10	15	20	25	30	35	40	50	60	70	80	90	100	
10	12	1010	1015	1020											
12	14	1210	1215	1220											
14	16	1410	1415	1420	1425										
15	17	1510	1515	1520	1525										
16	18	1610	1615	1620	1625										
18	20	1810	1815	1820	1825										
20	23	2010	2015	2020	2025										
22	25	2210	2215	2220	2225	2230									
24	27		2415	2420	2425	2430									
25	28		2515	2520	2525	2530									
28	32		2815	2820	2825	2830									
30	34		3015	3020	3025	3030	3035	3040							
32	36		3215	3220	3225	3230	3235	3240							
35	39		3515	3520	3525	3530	3535	3540							
40	44			4020	4025	4030	4035	4040	4050						
45	50			4520	4525	4530	4535	4540	4550						
50	55			5020	5025	5030	5035	5040	5050	5060					
55	60			5520	5525	5530	5535	5540	5550	5560					
60	65				6025	6030	6035	6040	6050	6060	6070				
65	70					6530	6535	6540	6550	6560	6570				
70	75					7030	7035	7040	7050	7060	7070	7080			
75	80					7530	7535	7540	7550	7560	7570	7580			
80	85					8530	8535	8540	8550	8560	8570	8580	8590		
90	95					9030	9035	9040	9050	9060	9070	9080	9090		
95	100							9540	9550	9560	9570	9580	9590	95100	
100	105								10050	10060	10070	10080	10090	100100	
105	110								10550	10560	10570	10580	10590	105100	
110	115								11050	11060	11070	11080	11090	110100	
115	120								11550	11560	11570	11580	11590	115100	

Bucha Flangeada THEC-090 em milímetros



S_v	1.0	1.5	2.0	2.5
r	$1^{+0.2}$	1 ± 0.5	1.5 ± 0.5	2 ± 0.5



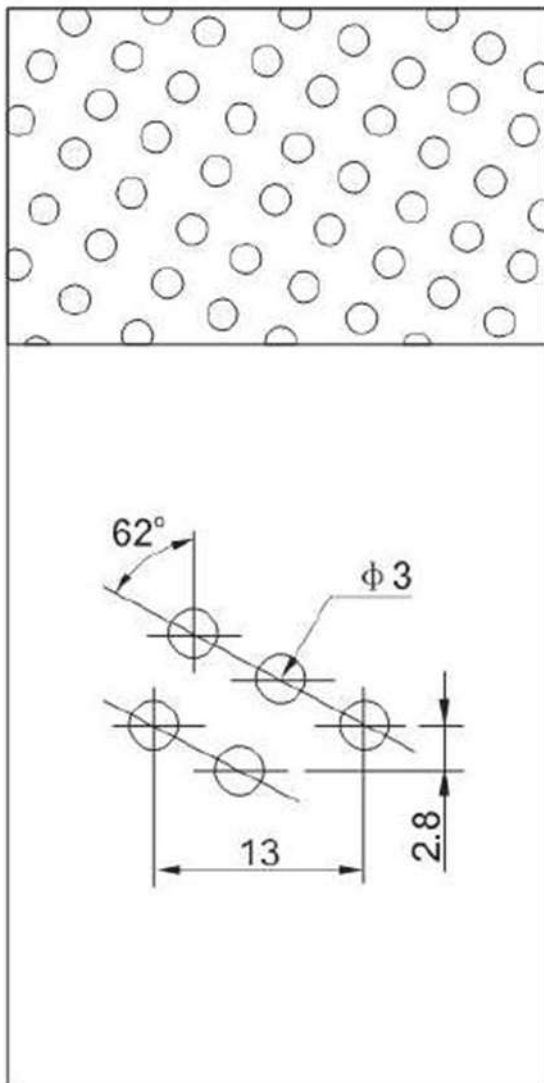
Di	Do	Df	B (mm) 0 / -0.40													
			15	20	25	30	35	40	50	60	70	80	90			
25	28	35	25150F	25200F												
30	34	45		30200F	30250F	30300F										
35	39	50		35200F	35250F	35300F	35350F									
40	44	55			40250F	40300F	40350F	40400F								
45	50	60				45300F	45350F	45400F	45500F							
50	55	65				50300F	50350F	50400F	50500F							
55	60	70				55300F	55350F	55400F	55500F							
60	65	75				60300F	60350F	60400F	60500F	60600F						
65	70	80				65300F	65350F	65400F	65500F	65600F						
70	75	85					70350F	70400F	70500F	70600F	70700F					
75	80	90					75350F	75400F	75500F	75600F	75700F					
80	85	100					80350F	80400F	80500F	80600F	80700F	808000F	809000F			
90	95	110							90500F	90600F	90700F	90800F	90900F			
100	105	120							100500F	100600F	100700F	100800F	100900F			
110	115	130							110500F	110600F	110700F	110800F	110900F			
120	125	140							120500F	120600F	120700F	120800F	120900F			
130	135	155								130600F	130700F	130800F	130900F			
140	145	165								140600F	140700F	140800F	140900F			
150	155	180								150600F	150700F	150800F	150900F			
160	165	190								160600F	160700F	160800F	160900F			
170	175	200								170600F	170700F	170800F	170900F			
180	185	215								180600F	180700F	180800F	180900F			
190	195	225								190600F	190700F	190800F	190900F			
200	205	235								200600F	200700F	200800F	200900F			
225	230	260								225600F	225700F	225800F	225900F			
250	255	290								250600F	250700F	250800F	250900F			
265	270	305								265600F	265700F	265800F	265900F			
285	290	325								285600F	285700F	285800F	285900F			
300	305	340								300600F	300700F	300800F	300900F			

Tolerâncias THEC-090

I.D.	10 < d ≤ 18	18 < d ≤ 30	30 < d ≤ 50	50 < d ≤ 80	80 < d ≤ 120	120 < d ≤ 180	180 < d ≤ 250	250 < d ≤ 300
O.D. tolerance	+0.065 +0.030	+0.075 +0.035	+0.085 +0.045	+0.100 +0.055	+0.120 +0.070	+0.170 +0.100	+0.210 +0.130	+0.260 +0.170
Installed I.D.H9	+0.043 0	+0.052 0	+0.062 0	+0.074 0	+0.087 0	+0.100 0	+0.115 0	+0.130 0
Housing: H7, Shaft: d7								

Lubrificação THEC-090

Inside Dia. ≤ φ 25



Inside Dia. ≥ φ 28

